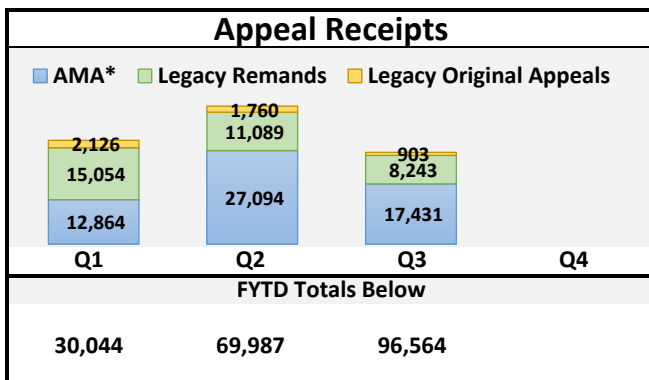
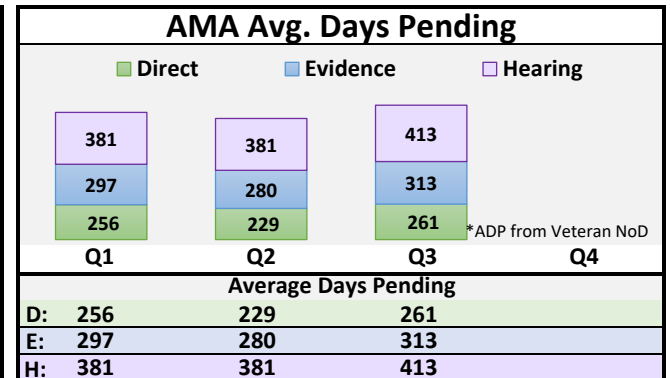
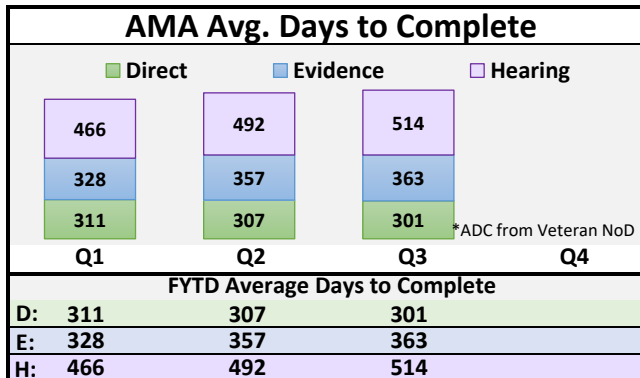
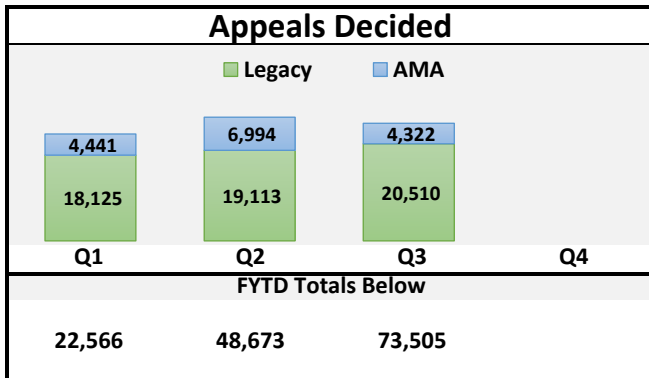
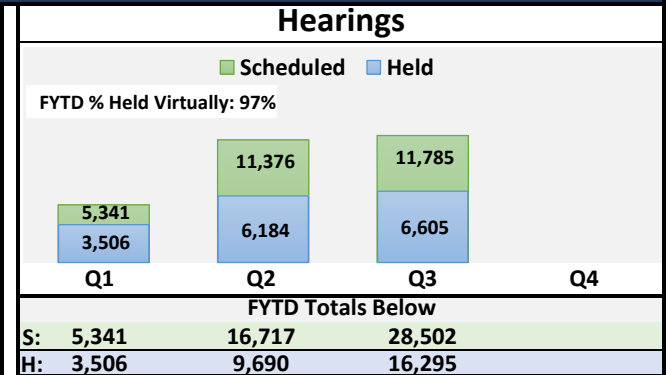
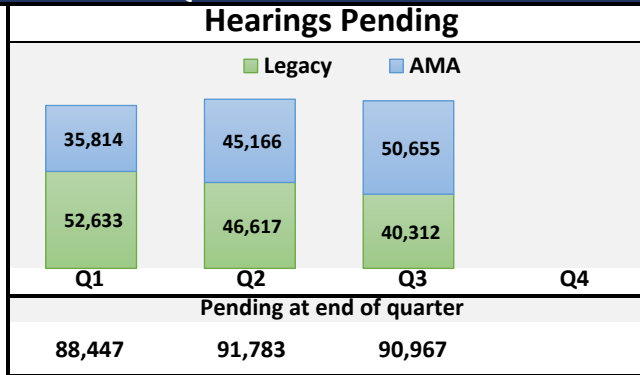
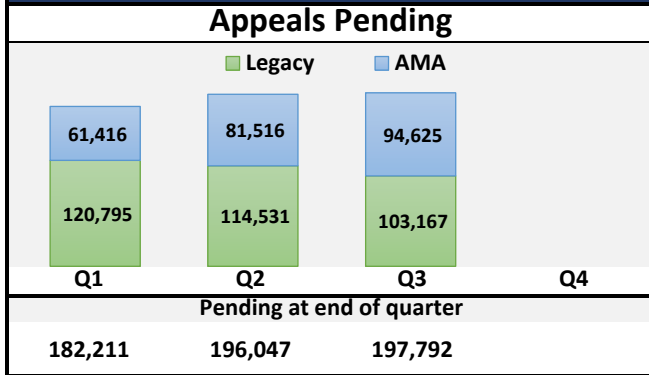


# Board of Veterans' Appeals - FY 2021 Chairman's Quarterly Report

## Quarter 3 - FY 2021



### Dispositions by Issue (FYTD Q3)

	Issues Decided	Grant	Deny	Remand	Other
Legacy Issues	160,192	19%	31%	43%	8%
AMA   Direct	24,969	22%	38%	32%	7%
AMA   Evidence	5,874	27%	33%	30%	9%
AMA   Hearing	7,402	30%	22%	32%	16%
<b>Total</b>	<b>198,437</b>	<b>20%</b>	<b>31%</b>	<b>41%</b>	<b>8%</b>

### Dispositions by Hierarchy\*\* (FYTD Q3)

	Appeals Decided	Grant	Deny	Remand	Other
Legacy Appeals	57,748	32%	22%	40%	6%
AMA   Direct	10,688	35%	29%	29%	8%
AMA   Evidence	2,292	41%	23%	26%	10%
AMA   Hearing	2,777	47%	14%	24%	15%
<b>Total</b>	<b>73,505</b>	<b>33%</b>	<b>23%</b>	<b>37%</b>	<b>7%</b>

Data Sources: VACOLS/Caseflow | \*Appeal receipts excludes AMA appeals pending intake. | \*\*Disposition of multi-issue decisions allocated in following hierarchy: allowance, remand, denial, other.

\*\*\*ADP and ADC calculations were updated in September to accurately measure timeliness of Court of Appeals for Veterans Claims (CAVC) cases from the court mandate date as opposed to the original notice of disagreement. CAVC cases are typically less than 1% of the Board's AMA workload pending.

