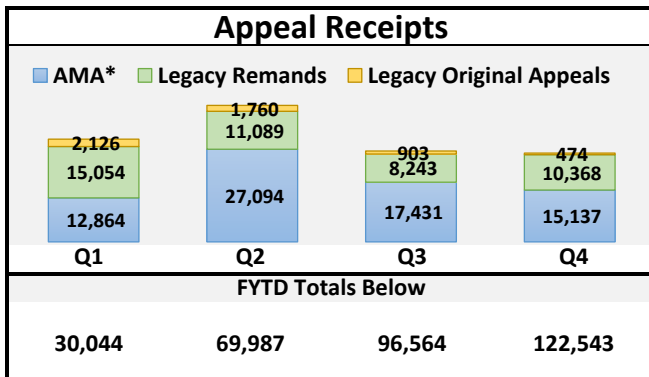
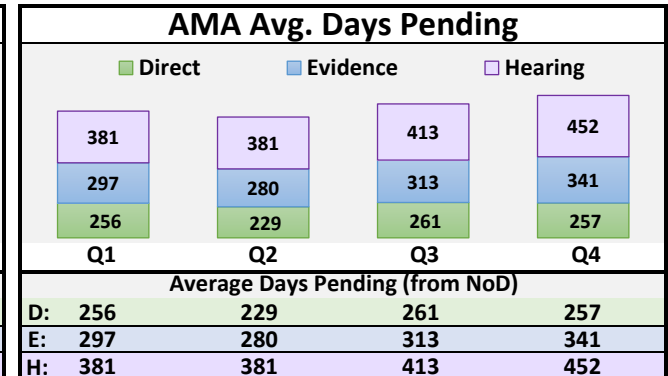
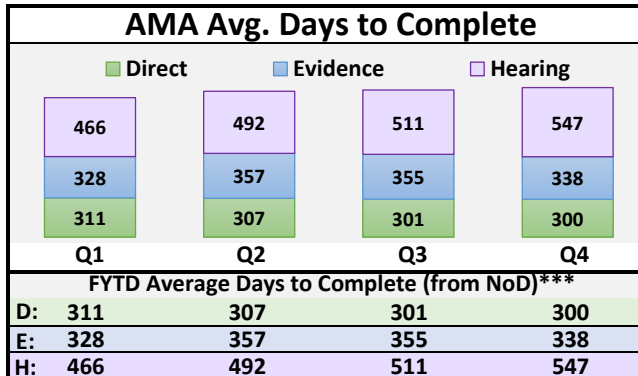
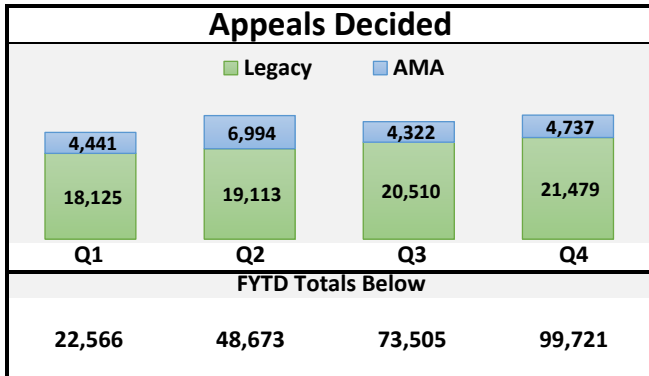
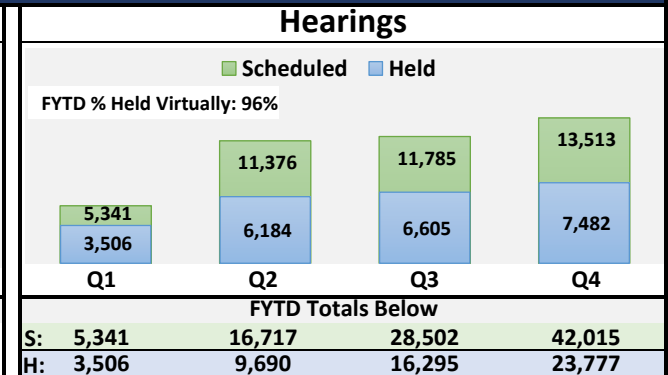
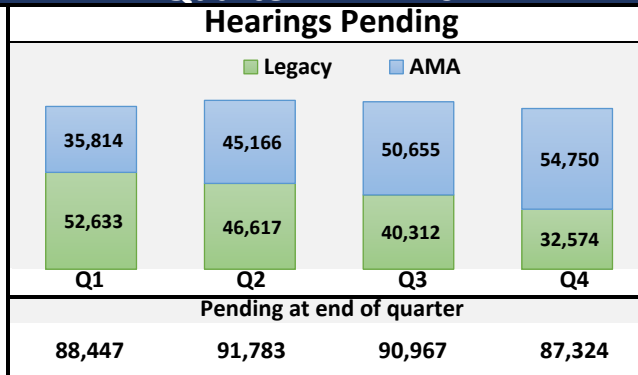
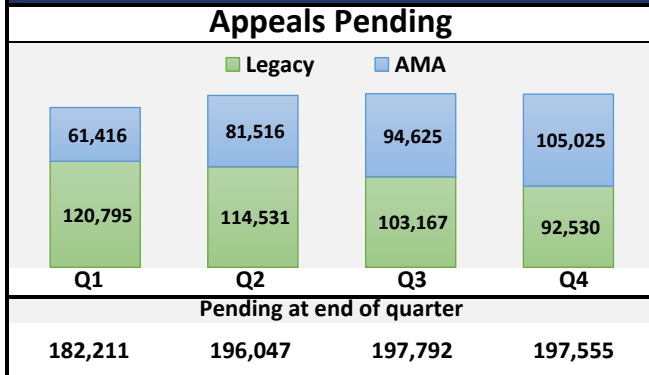


Board of Veterans' Appeals - FY 2021 Chairman's Quarterly Report

Quarter 4 - FY 2021



Dispositions by Issue (FYTD Q4)

	Issues Decided	Grant	Deny	Remand	Other
Legacy Issues	221,135	19%	30%	43%	8%
AMA Direct	30,596	23%	37%	33%	7%
AMA Evidence	7,922	27%	33%	31%	9%
AMA Hearing	11,032	30%	21%	33%	16%
Total	270,685	20%	31%	41%	8%

Dispositions by Hierarchy** (FYTD Q4)

	Appeals Decided	Grant	Deny	Remand	Other
Legacy Appeals	79,227	32%	22%	40%	6%
AMA Direct	13,282	35%	28%	29%	8%
AMA Evidence	3,158	41%	22%	27%	10%
AMA Hearing	4,054	47%	14%	25%	15%
Total	99,721	33%	22%	38%	7%

Data Sources: VACOLS/Caseflow | *Appeal receipts excludes AMA appeals pending intake. | **Disposition of multi-issue decisions allocated in following hierarchy: allowance, remand, denial, other.

***ADP and ADC calculations were updated in September to accurately measure timeliness of Court of Appeals for Veterans Claims (CAVC) cases from the court mandate date as opposed to the original notice of disagreement. CAVC cases are typically less than 1% of the Board's AMA workload pending.



U.S. Department of Veterans Affairs