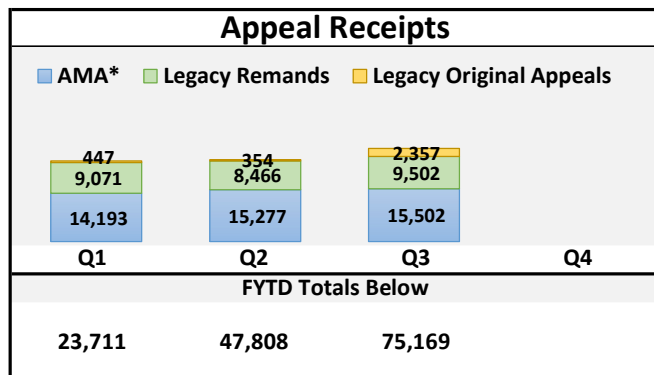
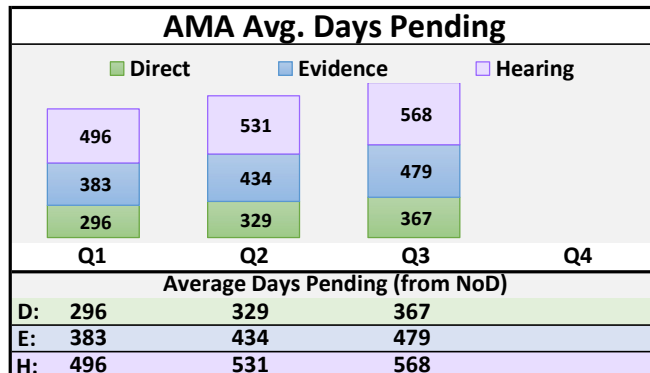
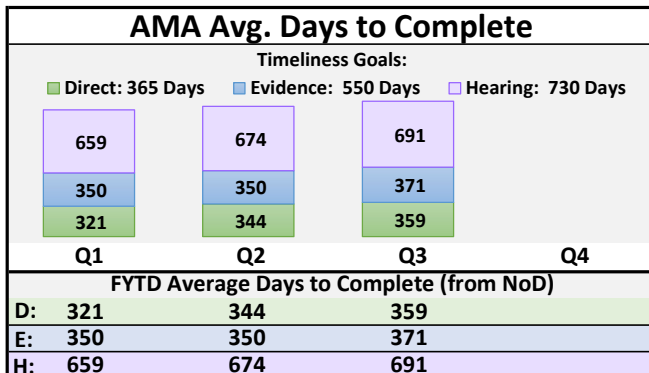
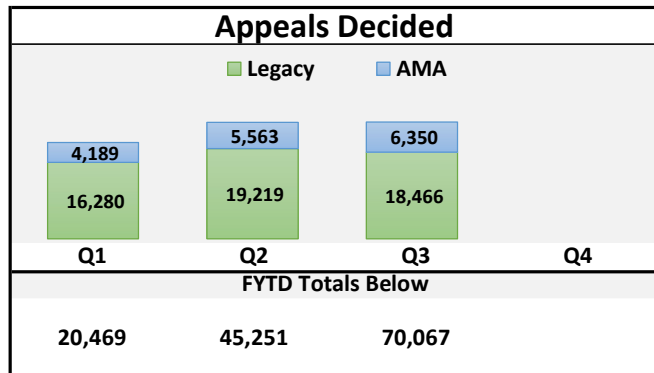
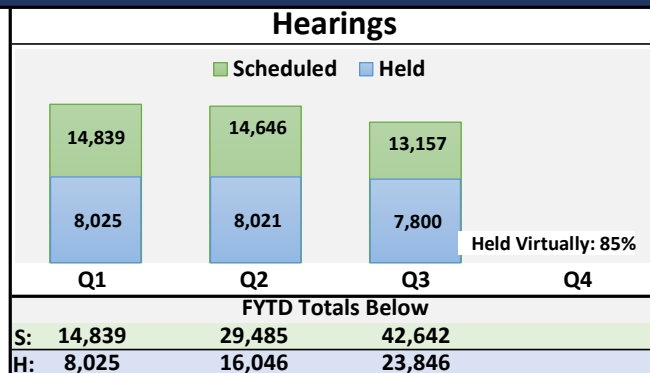
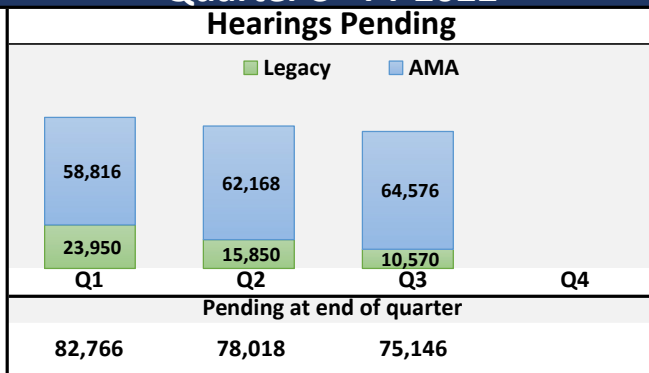
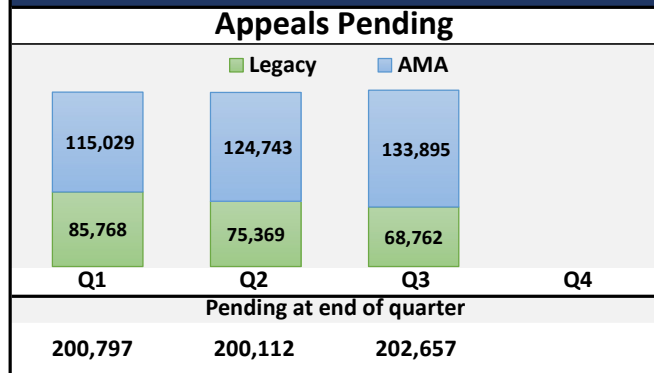


# Board of Veterans' Appeals - Chairman's Quarterly Report

## Quarter 3 - FY 2022



### Dispositions by Issue (FYTD Q3)

Issue	Issues Decided	Grant	Deny	Remand	Other
Legacy Issues	157,219	20%	25%	46%	9%
AMA   Direct	16,975	23%	34%	34%	8%
AMA   Evidence	6,946	25%	33%	31%	11%
AMA   Hearing	15,942	30%	22%	32%	17%
<b>Total</b>	<b>197,082</b>	<b>22%</b>	<b>26%</b>	<b>44%</b>	<b>9%</b>

### Dispositions by Hierarchy\*\* (FYTD Q3)

Hierarchy	Appeals Decided	Grant	Deny	Remand	Other
Legacy Appeals	53,965	34%	17%	42%	6%
AMA   Direct	7,509	35%	25%	30%	10%
AMA   Evidence	2,571	40%	21%	28%	12%
AMA   Hearing	6,022	45%	17%	23%	15%
<b>Total</b>	<b>70,067</b>	<b>36%</b>	<b>18%</b>	<b>39%</b>	<b>8%</b>

Data Sources: VACOLS/Caseflow | \*Appeal receipts excludes AMA appeals pending intake. | \*\*Disposition of multi-issue decisions allocated in following hierarchy: allowance, remand, denial, other.



For Internal Predecisional Deliberative Use Only



U.S. Department of Veterans Affairs